

## SIEVES SYSTEM



The sieve cleaning system allows for a precise cleaning process that is customized according to the type of product to be treated. Our sieves are built with special rubber spheres that allow an ever more efficient cleaning process.



The perforated plates are available with holes of various sizes and shapes, according to the process of cleaning required. The choice of the hole type is carried out depending on the type of product to be treated.



## SOME TREATED PRODUCTS



## PSC-S CLEANER



**ZANIN F.lli s.r.l.**  
Viale delle Industrie, 1  
31032 Casale sul Sile (TV) - Italy

T. +39 0422 785444  
F. +39 0422 785805

www.zanin-italia.com  
info@zanin-italia.com



©2015 ZANIN F.LLI - All contents (text, photos, graphic) present in this brochure are propriety of the ZANIN F.LLI company and are protected by the current law. The brochure cannot be published, reproduced, rewritten, distributed, and commercialized without explicit authorization. Brands, denominations and the mentioned companies inside of this brochure are propriety of respective proprietors and are protected by the current law in matter of brands, patents and / or copyright. The company Zanin F.lli disclaims any liability for any inaccuracies in this depliant and reserves the right to make changes to the product as it deems appropriate at any time and without notice.

WARNING: INFORMATION IS NOT BINDING, PLEASE REFER TO THE TECHNICAL DOCUMENTATION RELEASED DIRECTLY BY ZANIN F.LLI

### RESELLER








# PSC-S CLEANER

The sieve cleaner allows to separate fine, medium and large impurities present in the product or calibrate with a double-pass system.

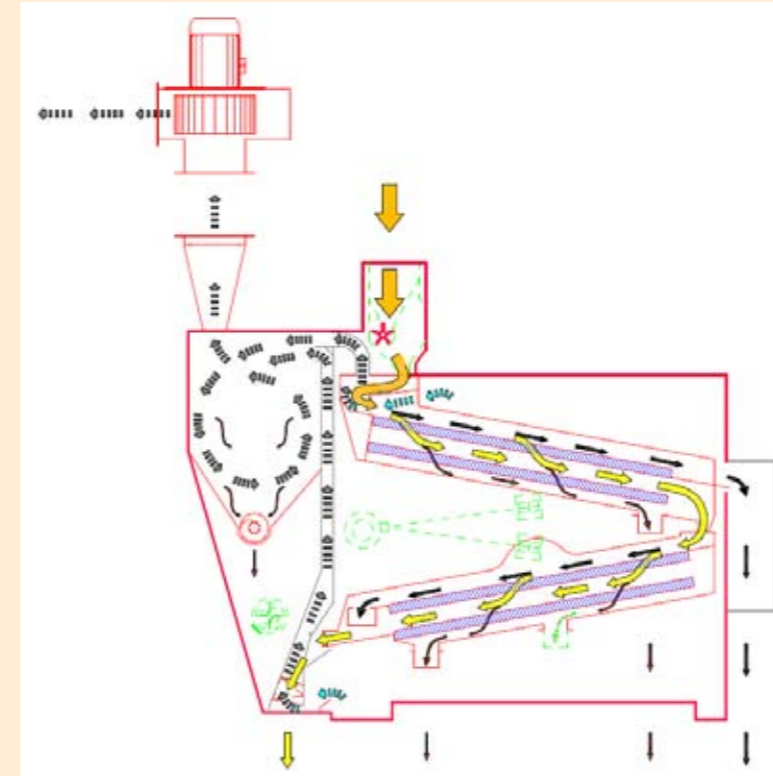


## OPERATION:

### Psc double pass cleaning system.

The product enters by way of gravity into a balance distributor with counterweights and is uniformly spread over the entire width. Subsequently it descends as an even curtain and encounters a cross air flow which removes the lighter parts (decanted by a cyclone or filter), and deposits part of the dust and heavier impurities in the decantation hopper, equipped with a reject discharge auger. The product, now clean from dust, enters the first case with two levels of perforated sieves. These separate

the product according to the perforation size. The product proceeds to the second case with two levels of perforated sieves. Again the product is separated according to the perforations. As it exits, the desired product is evenly spread over the entire width of the plane, and as it descends in a thin curtain it again encounters a cross air flow. This removes any remaining dust and impurities still present within the product. The cleaning and calibration system allows the separation of 7 types of waste and by-products.




### LEGEND

- Product with impurities inlet
- Large impurities - Skin
- Good product
- Heavy rejects
- Light rejects
- Air
- Air with dust

### LAYOUT:

- Pressed and bolted support frame for large cases.
- Fairing on pressed galvanized sheets.
- Product hopper entry.
- Volumetric distributor.
- Carbon steel sieves cases.
- Dust suction plug with vertical positioning.
- Manual lock gate for air flow control.
- Carbon steel sieve cases (frame and frameholder) with cautschuk balls.
- Sieve movements through connecting rod.



- 01 - Sieve moving rod
- 02 - Sieve changing
- 03 - Shutters with actuator
- 04 - Installation example

### MODEL

	PSC-S 10	PSC-S 15
Selectoin capacity - t/h *	6	10
Sieve surface - m <sup>2</sup>	6	9
Sieve motor power - kW	2,2	2,2
Fan power - kW	3	5,5
Lenght - mm	3440	3650
Width - mm	1620	2150
Height - mm	3070	3280
Empty weight - kg	1100	1450

\* capacity with wheat specific weight 0,78 t/m<sup>3</sup> - RH 14% - 2% Impurities

### OPTIONAL:

- Antiwear sheet
- Switch board
- Vertical hopper for large impurities
- Inclined hopper for large impurities
- Collecting sector for by-products
- Support frame
- Bag placer

**Warning:** information is not binding, please refer to the technical documentation released directly by Zanin F.lli