

ZANIN-17-06-15



**DETAILS**

- 01) Methane GAS burner
- 02) Oil Burner
- 03) Gas burner

- 04) MD2-E burner
- 05) Installation example
- 06) Electric extraction
- 07) Battery unit
- 08) Electric control panel



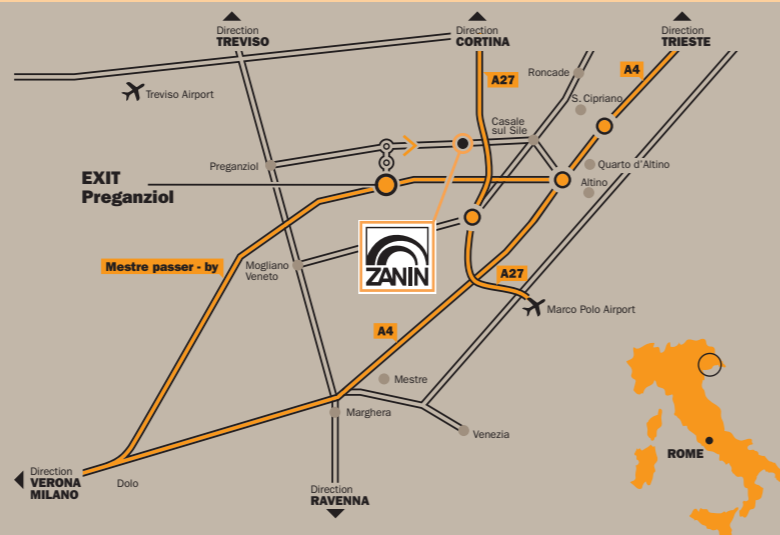
**MINIDRY**



**ZANIN F.lli s.r.l.**  
 Viale delle Industrie, 1  
 31032 Casale sul Sile (TV) - Italy

T. +39 0422 785444  
 F. +39 0422 785805

www.zanin-italia.com  
 info@zanin-italia.com



**RESELLER**

©2015 ZANIN F.LLI - All contents (text, photos, graphic) present in this brochure are propriety of the ZANIN F.LLI company and are protected by the current law. The brochure cannot be published, reproduced, rewritten, distributed, and commercialized without explicit authorization. Brands, denominations and the mentioned companies inside of this brochure are propriety of respective proprietors and are protected by the current law in matter of brands, patents and / or copyright.  
 The company Zanin F.lli disclaims any liability for any inaccuracies in this depliant and reserves the right to make changes to the product as it deems appropriate at any time and without notice.

WARNING: INFORMATION IS NOT BINDING, PLEASE REFER TO THE TECHNICAL DOCUMENTATION RELEASED DIRECTLY BY ZANIN F.LLI



**Agro-Industry**

# MINIDRY



## COMPONENTS

- Loading hopper
- Loading-unloading auger
- Drying column
- Electrically driven extractor
- Centrifuged fan
- Burner (methane-gasoil gas)
- Control panel



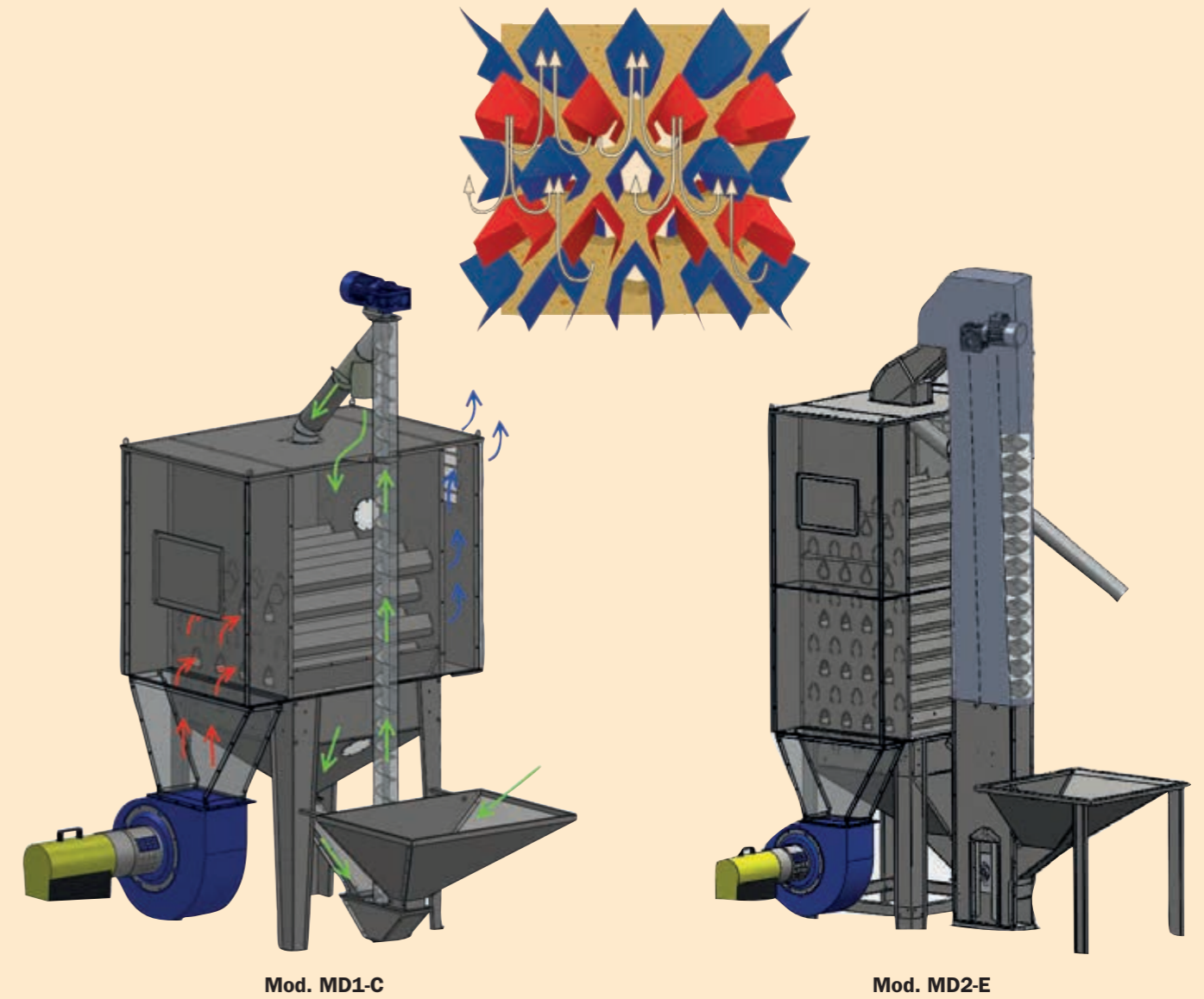
## DETAILS

- 01) View of head hoist with cleaner
- 02) Product loading phase on hopper
- 03) Dust suction and cyclone
- 04) Product loading hopper
- 05) Hoisting buckets detail and cleaning system




## OPERATION

Drying column consisting of air passing through conduits immersed in the cereal. The cereal falls in zigzag by gravity and is hit by a counter-current air flow: The amount of discharge is regulated by a motorised electrical extractor. The product, collected in a hopper, falls in a vertical auger (Optional bucket hoister) that will provide feeding the drying column many times until reaching the desired final moisture (recycling). Subsequently to the end of drying, it is cooled and is unloaded through a by-pass valve.



**OPTIONAL**  
• 10 Km/h carriage



| MODEL | CAPACITY<br>m <sup>3</sup> | WIDTH<br>mm | LENGHT<br>mm | HEIGHT<br>mm |
|-------|----------------------------|-------------|--------------|--------------|
| MD1-C | 0,65                       | 2320        | 1455         | 3060         |
| MD2-C | 1,3                        | 2320        | 1455         | 4050         |
| MD3-C | 2,0                        | 2320        | 1455         | 4940         |

| MODEL | CAPACITY<br>m <sup>3</sup> | WIDTH<br>mm | LENGHT<br>mm | HEIGHT<br>mm |
|-------|----------------------------|-------------|--------------|--------------|
| MD1-E | 0,65                       | 2720        | 1455         | 3310         |
| MD2-E | 1,3                        | 2720        | 1455         | 4250         |
| MD3-E | 2,0                        | 2720        | 1455         | 5190         |
| MD4-E | 4,4                        | 2825        | 2250         | 4780         |
| MD5-E | 6,5                        | 2825        | 2250         | 5800         |
| MD6-E | 8,6                        | 2825        | 2250         | 6740         |
| MD7-E | 10,7                       | 2825        | 2250         | 8030         |
| MD8-E | 12,8                       | 2825        | 2250         | 8970         |
| MD9-E | 14,9                       | 2825        | 2250         | 9990         |

**N.B.:** Indicated widths do not include the burner.